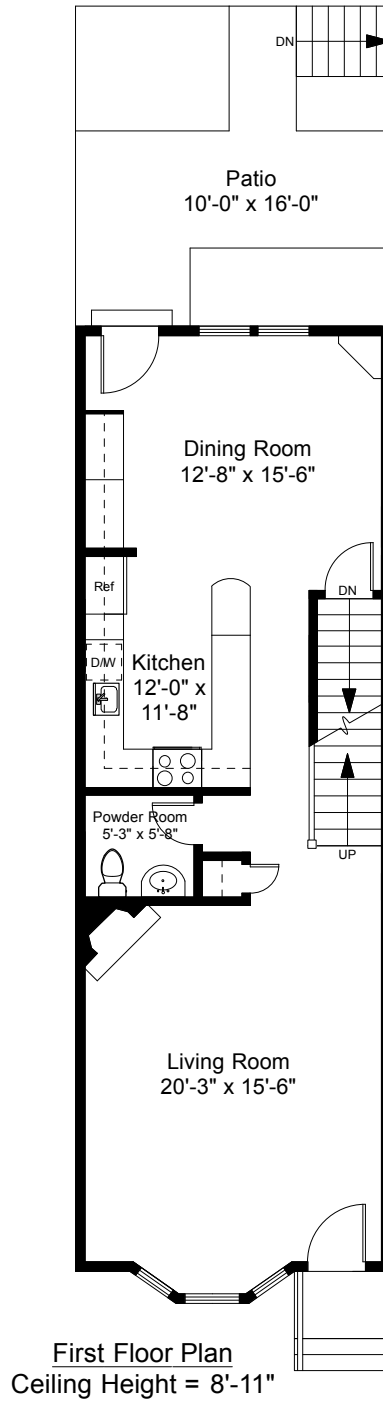
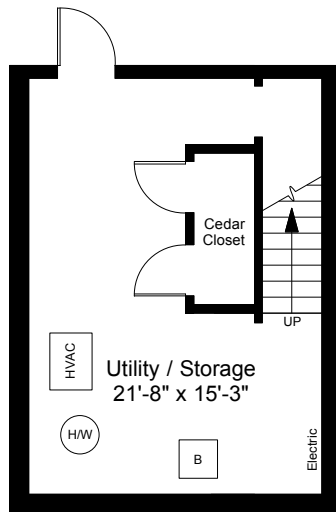


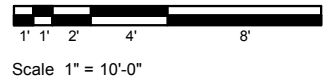
Square Footage Calculations

First Floor = 794 SF
 Second Floor = 794 SF
 Third Floor = 748 SF

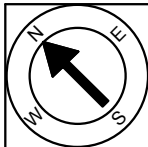
Total Gross Living Area = 2,336 SF



270 Waterman Street, Unit B
 Providence, RI 02906



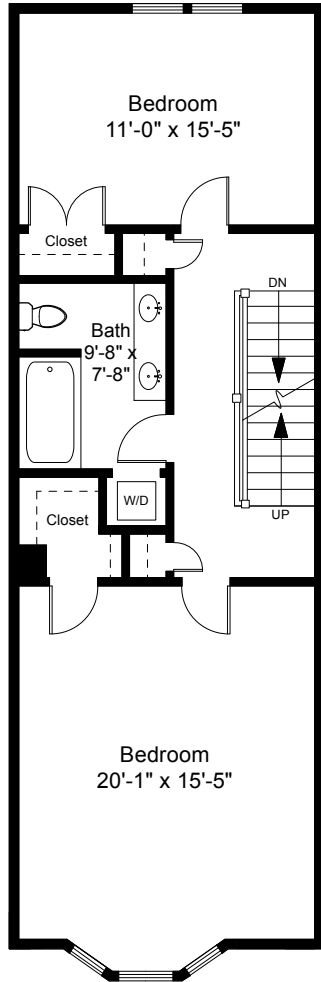
1



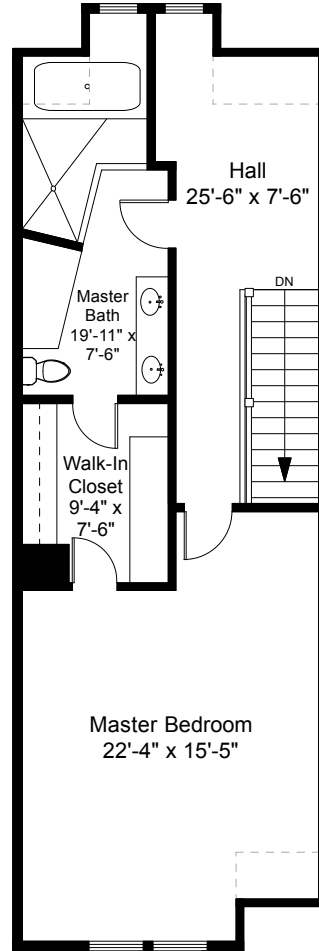
Completed: September 2017

Note: Dimensions are not guaranteed and are provided for informational purposes only. Individual room dimensions are not used to calculate overall square footage.

NATIONAL
 FLOOR PLANS
 & PHOTOGRAPHY
 (800) 328-0217

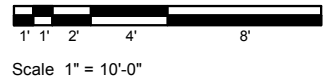


Second Floor Plan
Ceiling Height = 7'-11"

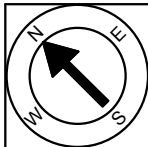


Third Floor Plan
Ceiling Height = 7'-11"

270 Waterman Street, Unit B
Providence, RI 02906



2



Completed: September 2017

Note: Dimensions are not guaranteed and are provided for informational purposes only. Individual room dimensions are not used to calculate overall square footage.

NATIONAL
—FLOOR PLANS—
& PHOTOGRAPHY
(800) 328-0217